


Innovative spirit and advanced technology



Bravo[®]
inox

WWW.BRAVOINOX.COM


PIANI STAMPATI
PRESSED TOPS




Foro di servizio del piano
Tap hole



Scarichi filettati
Threaded drain pipe



Taglio laser - Laser cut



Profilo quadro - Square outline



Profilo smussato tondo - Round outline



Profilo tondo rientrante - Shaped front



Profilo smussato diagonale - Shaped front

Innovative spirit and advanced technology



PIANI STAMPATI

PRESSED TOPS

WWW.BRAVOINOX.COM

DIMENSIONE INVASO INTERNO Inside pressing dimensions	SPESSORE Thickness	DIMENSIONI ESTERNE INDICATIVE Outer dimensions
450 x 450 x 20	1,0 mm.	650 x 650
308 x 510 x 30	1,0 mm.	500 x 700
633 x 510 x 30	1,0 mm.	850 x 700
955 x 510 x 30	1,0 mm.	1150 x 700
1280 x 510 x 30	1,0 mm.	1500 x 700
655 x 555 x 20	1,0 mm.	850 x 750
955 x 555 x 20	1,0 mm.	1150 x 750
1155 x 555 x 20	1,0 mm.	1350 x 750
1355 x 555 x 20	1,0 mm.	1550 x 750
770 x 470 x 15	1,0 mm.	900 x 600
970 x 470 x 15	1,0 mm.	1100 x 600
730 x 540 x 10	1,0 mm.	950 x 750
1140 x 540 x 10	1,0 mm.	1250 x 750
1430 x 540 x 10	1,0 mm.	1650 x 750

Piegatura esterna su specifiche e disegno del cliente
Outer bent profile according to the customer request

